

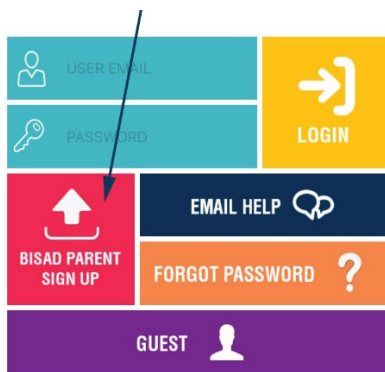
We are excited to announce the phase 2 launch of the BIS Abu Dhabi Parent App!

Within the app you will be able to access personalised information regarding your child such as their reports, curriculum documents, teacher contacts. New features include lunch ordering, school fee payments, re-enrolment, trip permission forms and more. Tutorials can be found at the end of the download guide.

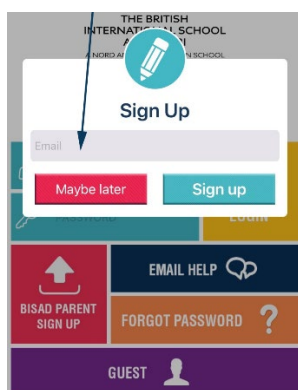
The app can be found in both the [Google Play](#) and [Apple Store](#), or by searching 'BIS Abu Dhabi' within the relevant App store.



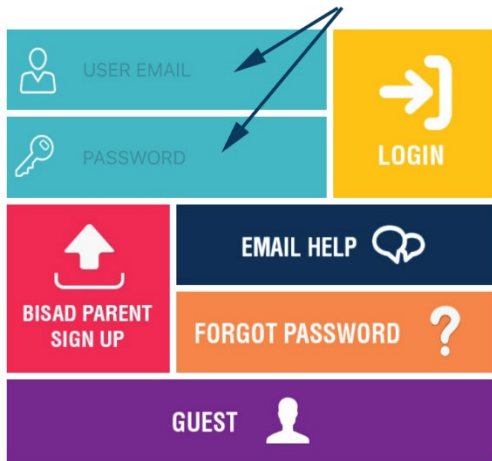
Once downloaded, please use the 'BISAD Parent Sign up' section to receive a password for your account.



Then enter the email address that is registered with the school, and click 'sign up' (this will be the account that receives correspondence from the school).



You will then receive an email with a password for you to register with. You can change the password once you have logged in if you wish. Please note: once you have logged in once, the app will remember your login information.



Once you have logged in, there will be a short tutorial to help you get the most from the app.

Please make sure you allow the app to send you notifications, so that you are able to receive important messages from the school that are sent via the app.

New Feature Tutorial

To view a video tutorial on the new payment feature, please [click here](#).

As with all apps, there will be ongoing updates, please do let us know your suggestions and feedback by emailing: comms@bisad.ae